

Analyses of Musical Success based on Time, Genre and Collaboration

Gabriel P. Oliveira, Anisio Lacerda, Mirella M. Moro

Universidade Federal de Minas Gerais (UFMG) – Belo Horizonte, Brazil

{gabrielpoliveira, anisio, mirella}@dcc.ufmg.br

Abstract. *Music is an alive industry with an increasing volume of complex data that can benefit from Computer Science in different ways. Specifically, Music Information Retrieval is a research field aiming to extract meaningful information from musical content. In this work, we analyze musical success from a genre-oriented perspective. Specifically, we model both artist and genre success timelines to detect and predict continuous periods with higher impact. We also build success-based genre collaboration networks to detect collaboration profiles directly related to success. Furthermore, we mine exceptional genre patterns in the networks where the success deviates from the average. Our findings show that studying genre collaboration is a powerful way to assess musical success by describing similar behaviors within collaborative songs. Overall, our work contributes to both the academy and the music industry, as we shed light on the underlying factors of the science behind musical success.*

1. Introduction

Music is not just one of the world’s most important cultural industries, but also one of the most dynamic. With the sheer volume of music content available on the Web, new challenges arise for the music industry every day. From artists to A&R (artists & repertoire),¹ reaching new fans, discovering trends, and spotting new talents have turned into non trivial tasks that require automated aid. Given the increasing volume of data and the complexity of such tasks, Music Information Retrieval (MIR) emerges as an interdisciplinary research field combining Computer Science and Musicology to extract meaningful information from musical content. Research in MIR uses knowledge from Machine Learning, Information Retrieval and Data Science in many applications, from assisting in musical composition [Suh et al. 2021] to predicting potential success [Cosimato et al. 2019].

Indeed, as the music industry becomes more complex and competitive, artists are encouraged to reinvent strategies to maintain their presence in the market and reach new audiences. Thus, artist collaboration has grown into one of the main tactics to promote new songs. Such connections usually help artists bridge the gap between styles and genres, overlapping new fan bases and consequently increasing their numbers. In such a way, several studies approach the factors behind musical success, creating an emerging field within computer science called Hit Song Science (HSS). Collaboration-aware studies then become promising, as successful artists are more likely to have a high degree of collaboration in success-based networks [Silva et al. 2019]. In fact, there is strong evidence that factors leading to an ideal musical partnership can be understood by exploring collaboration patterns that directly impact its success [Bryan and Wang 2011].

¹The A&R department is responsible for finding and developing musical talent.

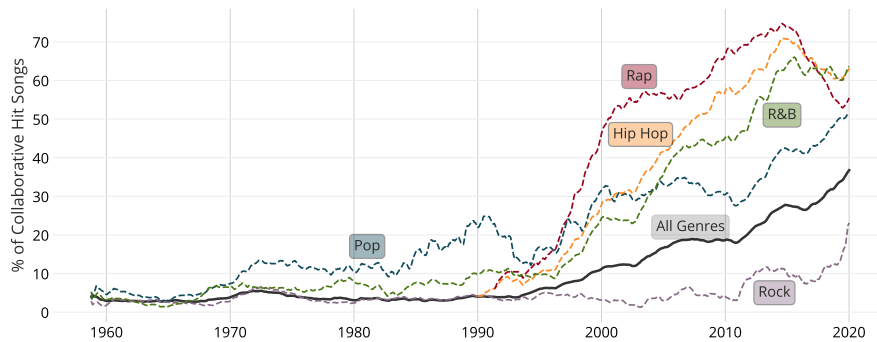


Figure 1. Historical frequency of collaborative hit songs for selected genres on Billboard Hot 100 Chart (1958 - 2020).

The genre perspective is very important when analyzing the impact of collaborations in musical success, as each genre has a distinct audience that behaves in its own way. Figure 1 shows this phenomenon and highlights the growing trend in the number of collaborations within Billboard Hot 100 Charts. Although the general curve increases over time, genres such as *pop* and *R&B* are more collaborative than others (e.g., *rock*). This contrast can be explained by the intrinsic nature of each music genre, since *pop* and *R&B* artists frequently collaborate with the *rap* community, mainly as featured artists. Also, partnerships involving *pop* music may take place not only through intra-genre collaborations but also through inter-genres, bringing an additional dimension to their songs. Hence, as this creative industry changes, it becomes more unpredictable; and doing both predictive and diagnostic analyses in such a context remains challenging.

Devil’s Advocate Perspectives. “What makes a song successful” is a billion-dollar question that has moved the music industry. The answer may involve a complex mix of many perspectives from psychological ones (emotions, musical taste, personal history, etc.) to economic and strategic (e.g., high exposure of its singer/band on media), social (e.g., everyone is listening to it) and intrinsic music features (beat, tone, lyrics, etc.). Although true, such arguments have not stopped companies and startups from creating and selling their solutions (e.g., Polyphonic HMI and MixCloud), nor have they stopped the ever-growing MIR research field exploring solutions for almost two decades (see Section 3).

2. Research Goals and Contributions

Remaining an industry of creative growth, it is only natural for music (i.e., all musical scene members) adapting to new conditions and redefining its layout. Not surprisingly, the Grammy² categories were tightened (from 109 to 78, in 2012) as a result of music’s dynamic nature. That is, the notion of categories and genres are blurred as never before. In addition, as the collaboration phenomenon becomes stronger over the years, it is necessary to explore all factors that make it so relevant nowadays. Therefore, this work aims to **analyze artist collaboration under a genre perspective to better understand how the genre connections impact musical success.** We do so by exploring the musical genre ecosystem in temporal and collaboration perspectives (Figure 2). Therefore, we assess such an objective through three distinct Research Goals (RGs):

²Grammy Awards: https://en.wikipedia.org/wiki/Grammy_Award

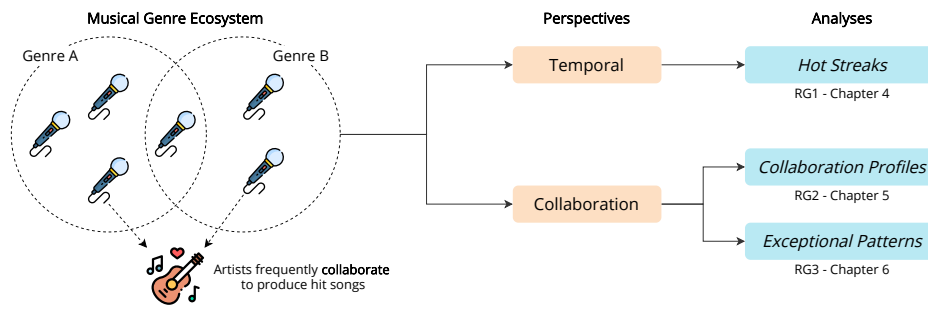


Figure 2. Analyses conducted in this work, according to the Research Goals.

- RG1.** Understand the temporal evolution of both artist and genre careers, by identifying and predicting periods of high impact in such careers, i.e., hot streaks (Section 4);
- RG2.** Analyze the dynamics of cross-genre connections by detecting collaboration profiles in success-based networks, i.e., connections formed by genres of artists who cooperate and create hit songs (Section 5);
- RG3.** Mine frequent genre patterns within hit songs in recent years, i.e., investigating the relationship between combining different genres and musical success (Section 6).

3. Related Work

Hit Song Science (HSS) tackles the problem of predicting the popularity of a given song, and it is also an emerging field within MIR. Thus, different studies analyze the impact of acoustic and social features in musical success. In the early years of HSS, only acoustic features (i.e., the internal technical aspects of a song, such as timbre, mode and key) were assessed by researchers [Dhanaraj and Logan 2005]. Nonetheless, as the Web became popular and widely adopted, social interactions were included as features in prediction models [Cosimato et al. 2019]. Understanding musical aspects can also be genre-dependent, and this also reflects in the musical success. Therefore, several studies in HSS use genre information in their models to understand the life trajectory of songs [Shin and Park 2018] and summarize the acoustic content of a song [Ren and Kauffman 2017]. Overall, there is strong evidence that music genre may influence musical success, and such information lead to improving the performance of success prediction models [Abel et al. 2010, Askin and Mauskopf 2017].

Moreover, Silva et al. [2019] address collaboration as a key factor in success, using topological properties to detect relevant profiles in artist networks. In a later study, the causality between collaboration and success is addressed [Silva and Moro 2019], increasing the knowledge and reinforcing the relevance of the collaboration phenomenon in the musical scenario. In fact, such an approach is novel and promising in HSS, but it is restricted to the artist and song levels. In addition, these and most of the aforementioned studies regarding musical success only consider data from American charts, mainly Billboard Hot 100. This may be due to the ease of obtaining data but it may not reflect the whole global scenario, as each country has its own distinct behavior when consuming music, which includes preferred artists and genres.

Therefore, one of the contributions of this work is to introduce a model to describe artists' and genres' success timelines by identifying and characterizing periods with success above the average (i.e., hot streaks). In addition, studying collaboration from a genre

perspective may reveal important information on how artists from different communities team up to make a new hit song. To the best of our knowledge, we are the first to build a success-based genre network, investigating collaboration profiles over time and mining exceptional patterns within it, going deeper into the potential intrinsic factors that make up a successful collaboration. Likewise, our approach considering several regional markets makes this work more realistic, as local engagement shapes the global environment. We combine a precise heterogeneous data collection with proper modeling to enhance further data analysis by scientists and record labels CEOs.

4. Hot Streaks in Musical Careers (RG1)

Careers tend to have phases of high productivity, reaching peaks. Hot streaks (HS) is the term commonly used for continuous periods of success above normal. Overall, the music industry is as dynamic as it is a crucial part of the entertainment world. Within so much uncertainty, a clear fact is: when an artist is at a hot streak, such an artist is also at the most profitable moment of a career. In this section, we identify and predict hot streaks in the music scene, defined by high-impact bursts occurring in sequence within artist careers.

Data Collection. We collect all Billboard Hot 100 charts from August 11, 1958 to August 22, 2020 (data collection time). We enrich our dataset by collecting data from Spotify. Specifically, we obtain artist genres and debut date, as well as acoustic features for each song, such as key, mode, and energy. Our final dataset, called MUHSIC (Music-oriented Hot Streak Information Collection) is composed of 3,238 weekly charts containing 24,540 distinct songs from 6,248 artists belonging to 998 music genres [Oliveira et al. 2021].

Time Series Modeling. Success in the music industry has a temporal structure, as the audience tastes change over time. For each artist, we build their time series from the debut date (i.e., date of the first release obtained from Spotify) to the last chart collected. Thus, each point in the time series represents the success of such an artist in a given week, according to the Hot 100 chart. Analyzing musical genres' success over time is also one of the goals of this work, and we can build genre success time series based on data obtained from Spotify. First, we assign artists' genres to their songs, as the songs themselves do not have such information. Then, for each week, we aggregate all songs from artists belonging to a given genre that appear on that week's chart.

Hot Streak Detection. After modeling success in musical careers, we detect periods of higher impact (i.e., hot streaks) in them, following recent research on this subject [Garimella and West 2019]. First, we use Piecewise Aggregate Approximation [Keogh and Pazzani 2000] to delimit periods within careers. Then, we define a hot streak as the periods in which the success is above a certain threshold, obtained from the artist/genre career itself. Figure 3 illustrates Rihanna's career and her hot streaks, the first one from April 2008 to April 2009 and the second from May 2010 to May 2012.

Hot Streak Prediction. We model the hot streak prediction as a *binary classification* task in which, for a given week, an algorithm predicts whether it belongs to a hot streak period in a time series or not. Here, we consider genre time series for the prediction because previous research provide evidence that a luck component plays an important role within success in individual careers [Janosov et al. 2020, Sinatra et al. 2016]. On the other hand, genre careers are more stable and have well-established hot streak periods, providing examples of both hot streak and non-hot streak periods for the learning algorithms.

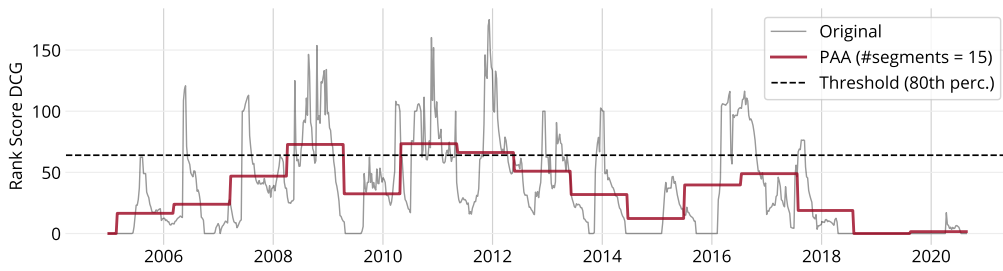


Figure 3. Piecewise Aggregate Approximation (PAA) applied to Rihanna’s success time series (2005–2020). Periods above the threshold are hot streaks.

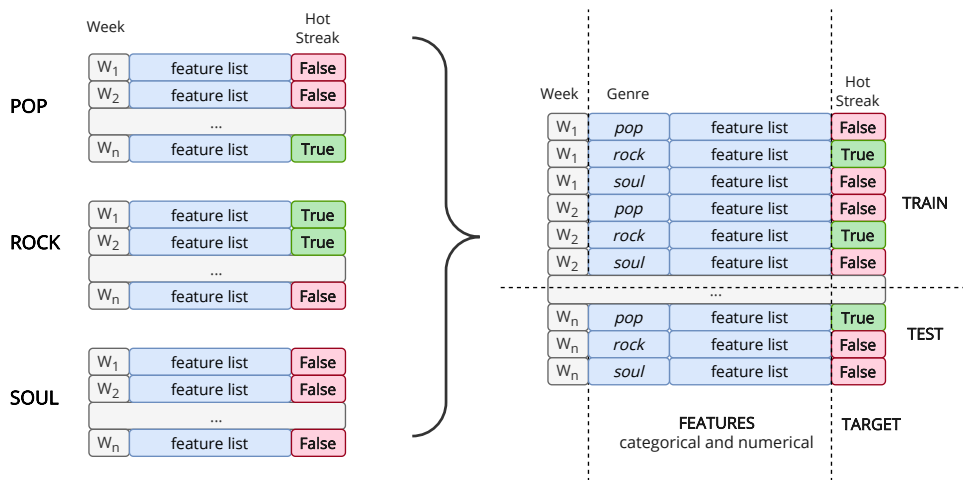


Figure 4. Music-oriented Hot Streak Binary Classification from genre time series.

Figure 4 illustrates our classification model, called *MHSBC – Music-oriented Hot Streak Binary Classification*. For each week in the genres’ time series, MHSBC calculates a set of features (i.e., genre-related, artist-related, and song-related) describing all songs from one genre which are in the week’s chart. The genre information becomes a categorical feature in this final set. Hence, in MHSBC model, each instance describes the set of songs from a given genre which entered the Hot 100 chart in that week.

Regarding results, all classifiers outperform the baseline, which predicts the most frequent class ($accuracy = 0.85$). Thus, our model is better than simply guessing, as all classifiers have higher accuracy values. The baseline does not provide F1-score, as it does not make predictions (i.e., it simply returns the majority class for every instance). Considering the classifiers, Linear Regression (LR) provides the best results, with average accuracy of 0.91 and average F1-score of 0.761, which are significantly higher (95% confidence interval) than the other algorithms. Hence, we choose it as the one for MHSBC.

Overall, understanding the dynamics around hot streak periods and also to predict their occurrence is relevant not only to the scientific community but to the music industry as a whole. For the first, it may contribute to developing more complex models, while for the latter it helps to describe the listeners’ behavior and success trends over artists and genres. Therefore, both musicians and record labels may orientate their future releases

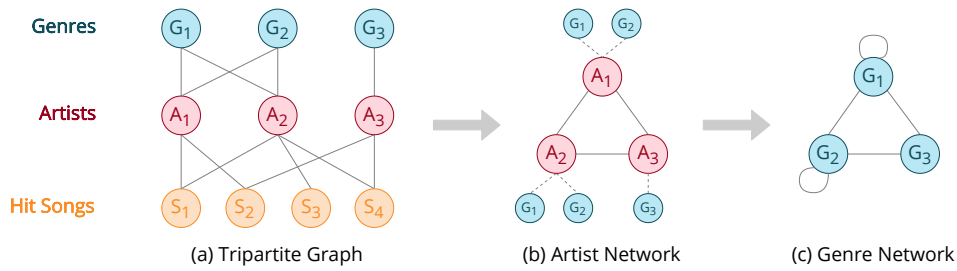


Figure 5. Reduction from the tripartite (a) to the one-mode Genre Network (c). The intermediate step is an Artist Network with genre information (b).

to achieve or to maintain their success levels. In short, the real value of identifying hot streaks is in revealing the fundamental patterns that govern individual careers.

5. Collaboration Profiles in Genre Networks (RG2)

So far, we have assessed musical careers by analyzing hot streaks of artists and bands. Genre appeared as a relevant feature, as there are different patterns of hot streaks according to the genre. Now, we add a dimension to our analyses by considering the collaborations that connect different genres. Hence, our hypothesis is that success is not only related to the performance on charts, but also to the genre connections that make hit songs.

Data Collection. We collect global and regional charts from 2017 to 2019, considering eight of the top 10 music markets according to IFPI.³ We also use Spotify API⁴ to gather information about the hit songs and artists present in the charts, such as all collaborating artists within a song and their respective genres, which is the core of this work. Our final dataset, called MGD (Music Genre Dataset) contains 1,370 charts from 156 weeks, comprising 13,880 hit songs and 3,612 artists from 896 different genres [Oliveira et al. 2020].

Genre Collaboration Network. We model music collaboration as a tripartite graph (Figure 5a), in which nodes are genres, artists, and hit songs. Collaborative hit songs are sung by two or more artists, regardless of their participation (e.g., a *feat.* or a duet). We then reduce the tripartite model into a one-mode network in which nodes are exclusively genres. However, such a reduction is only possible by an intermediate step: building the artist collaboration network (Figure 5b). In such a network, two artists are connected when both collaborate in one or more hit songs. The genres are not lost, as they are linked directly to the artists. We may now build the final network by connecting the genres of artists who collaborate in the artist network. The edges are undirected and weighted by the number of hit songs involving artists from both genres (Figure 5c). With nine markets (global and eight countries) during three years (from 2017 to 2019), we analyze 27 networks.⁵

Collaboration Profiles. We now present our approach to uncover significant factors that compose a successful music genre collaboration. Inspired by [Silva et al. 2019], we first extract information from the success-based networks by evaluating six edge-dependent metrics. We perform an Exploratory Factor Analysis on such metrics to define factors, and then perform a cluster analysis using the DBSCAN algorithm. Overall, four distinct

³Spotify was not available in South Korea (6th) and China (7th) as of May 2020 (collection date).

⁴Spotify API: <https://developer.spotify.com/>

⁵All networks can be visualized in <https://bit.ly/proj-Bade>

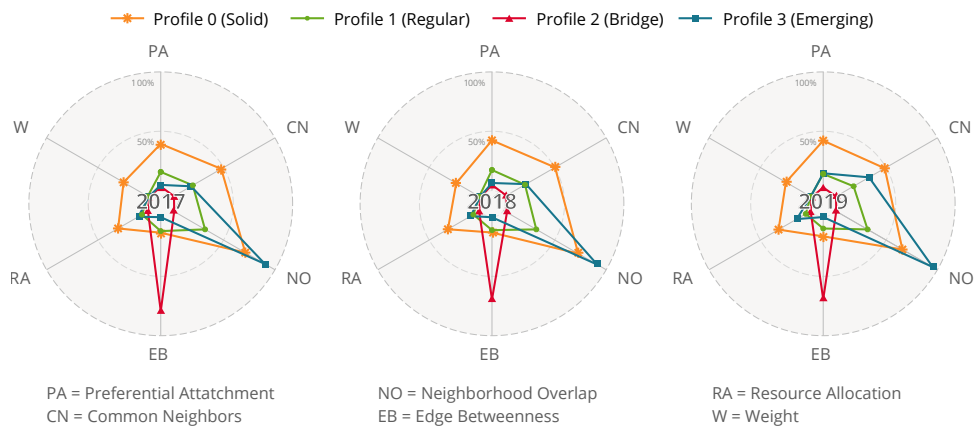


Figure 6. Collaboration profiles for all markets (2017-2019).

clusters were detected in our networks. Figure 6 shows the radar charts with the mean values of each market present in that profile. To better understand each profile, we analyze the distributions of success rate, and then the number of *intra*- and *inter*-genre collaborations for each profile. Here, we define the success rate as the average of streams of songs belonging to the genres that compose the collaboration (edge) in that year. To summarize the characteristics of the collaboration profiles, we name each as follows.

Solid Collaboration, composed of well-established collaborations between most popular genres (super-genres), which have been going on for decades;

Regular Collaboration, composed of the most common collaborations in all markets, which are very similar to solid collaborations but not as engaged;

Bridge Collaboration, composed of collaborations with high influence, representing bridge-like connectors between two areas of a network (mostly between divergent music styles). Such collaborations may be possible sources of investment to increase connectivity and strengthen ties among different audiences; and

Emerging Collaboration, formed mainly of collaborations between regional genres. We propose the term *emerging* because such a profile can be seen as a transition phase for beginners, until they establish their fan bases.

Overall, detecting genre collaboration profiles is a powerful way to assess musical success by describing similar behaviors within collaborative songs from multiple angles. Our findings may act as base material for further research tasks, e.g., prediction and recommendation. The former enables predicting the success of a given song/artist/album, while the latter can be used to point out potentially successful genre/artist collaborations. In fact, music industry CEOs may maximize expected success by properly investing in potential artist/genre collaborations. Finally, artists may also profit by identifying the most suitable partnerships to lead the album to early stardom.

6. Exceptional Genre Patterns in Hit Songs (RG3)

Given the diversity of collaborations between artists from several genres, it becomes challenging to conduct predictive and descriptive analyses in such a context. For example, it may be relevant to record labels to uncover frequent genre collaborations with higher suc-

Table 1. Frequent patterns in global and non-English speaking markets (2019).

Market	Pattern	Support	Market	Pattern	Support
Global	('dance pop', 'pop')	0.271	Brazil	('brazilian funk', 'pop')	0.177
	('latin', 'reggaeton')	0.173		('electro', 'brazilian funk')	0.102
	('hip hop', 'trap')	0.172		('sertanejo', 'brazilian funk')	0.097
	('rap', 'hip hop')	0.168		('electro', 'pop')	0.080
	('rap', 'trap')	0.151		('trap', 'hip hop')	0.064
France	('hip hop', 'pop')	0.584	Japan	('j-rock', 'j-pop')	0.283
	('rap', 'hip hop')	0.449		('other', 'j-pop')	0.140
	('rap', 'pop')	0.423		('anime', 'j-pop')	0.138
	('rap', 'hip hop', 'pop')	0.393		('dance pop', 'pop')	0.133
	('francoton', 'pop')	0.174		('r&b', 'j-pop')	0.108

Table 2. Most promising association rules in selected markets by lift value (2019).

Rule	Global		Rule	Brazil	
	Lift	Confidence		Lift	Confidence
('latin', 'reggaeton') → tropical	7.922	0.468	('hip hop') → trap	6.187	0.434
('latin') → tropical	7.821	0.462	('brazilian funk', 'pop') → pagode baiano	5.473	0.425
('reggaeton') → tropical	7.722	0.456	('hip hop') → pop rap	5.235	0.303

cess to plan future song releases. In this section, we go further in the study of genre collaborations by using our networks and collaboration profiles to mine exceptional patterns of musical genres in hit songs, i.e., to verify if there is a relationship between combining different musical genres and success. We use two data mining techniques in our experiments: Frequent Itemset Mining and Subgroup Discovery [Zaki and Meira Jr. 2014].

Genre Frequent Patterns. We focus on finding the most frequent genre associations by applying the Apriori algorithm from the set of hit songs in each musical market from the Music Genre Dataset (MGD). We define the transactions of our task as hit songs, whose items are the musical genres of each artist who sing them. For instance, the analysis of frequent genre patterns for non-English speaking countries reveals a strong regional component in most countries. Table 1 presents the five most frequent genre associations in 2019 for three countries: Brazil, France, and Japan. All such countries have patterns with regional rhythms, such as *francoton* and *brazilian funk*. Still, Japan stands out, as all five patterns have regional styles, with main genres including *j-pop*, *j-rock* and *anime*. In all countries, the presence of local genres increased over time, revealing a tendency of the population to value their own culture and consequently promote it globally.

Exceptional Genre Collaborations. Here, we perform a subgroup discovery (SD) [Klösgen and Zytkow 2002] in our networks to find exceptional genre collaboration patterns from hit songs, i.e., collaborations in which the success is above the average in the whole dataset. We consider the network edges as the instances of our problem, described by the genres' acoustic features and their collaboration profile. We also set the average number of streams as the target value. In short, all markets have subgroups with attributes and target distributions different from each other. However, when analyzing each subgroup individually, there are connections that repeat in some countries. For instance the connection between *dubstep* and *pop* in 2018 is within exceptional subgroups in five markets: Australia, Canada, Germany, UK, and the US. Except for Germany, all countries are English-speaking and share several cultural aspects. Besides, the social media advance provides a global platform where users can share and promote their musical tastes.

Recommending Promising Genre Associations. We now uncover association rules, which inform how items (i.e., music genres) are associated with each other. Association rules are represented with expressions from the type $A \rightarrow B$, representing the occurrence of an itemset B (i.e., consequent) given that A (i.e., antecedent) also happens. We define promising rules according to their lift value, which measures their level of surprise. Values above 1 mean that the consequent is much more likely to happen than expected, given the occurrence of the antecedent. In contrast, values below 1 represent the opposite. As we aim to find the most promising genre associations, we look for rules with high lift values. Table 2 present the three most promising rules for selected markets in 2019. The results for the global market reveal the strong association of regional genres such as *latin*, *reggaeton*, and *tropical*. In Brazil, the genre *pagode baiano* appears on 42.5% of the songs containing *brazilian funk* and *pop*. Thus, combining such genres increases considerably the chances of a song to reach Brazilian charts, as did Anitta in her songs *Onda Diferente* (with Ludmilla) and *Combatchy* (with Luísa Sonza, Lexa and MC Rebecca).

Performing diagnostic analyses is crucial in music, as it allows the understanding of some relevant aspects behind success. Following the findings from previous sections, our results reinforce the importance of analyzing regional markets, as they behave differently compared to the global scenario or even to the United States (i.e., the biggest music market in the world). For example, in the past few years, the world has seen local genres such as *reggaeton* and *k-pop* becoming extremely popular worldwide. Therefore, our findings provide benefits to artists and record labels, as they serve as a first step in developing strategies to promote their work across the world.

7. Conclusions

This work provides an extensive diagnosis and relevant insights on how genres relate to musical success. We contribute to the Hit Song Science field by advancing the knowledge on musical genres and collaborations as features in success-based models and making available a novel dataset with regional and temporal information. Such findings benefit not only scientists but also the music industry. In fact, in the past few years, several music actors have been using data insights to perform diagnostic analyses on the market and support business decisions. For instance, Instrumental is a data-driven British service that aims to use artificial intelligence and machine learning techniques to discover high potential talents and offer the most promising partnerships for independent artists.⁶ From such a perspective, our work may contribute to music companies by enhancing such predictive and recommendation models with genre information. Therefore, both artists and record labels benefit from our findings, as they shed light on the science behind musical success and contribute to developing strategies to promote musical content across the world.

Products. The research developed in this Master thesis has contributed to the following products: five publications directly related to the thesis, two publicly available datasets, teaching material that uses our datasets as basis, and applications of the thesis concepts in other contexts, such as Literature and Social Coding.

Acknowledgements. The first author thanks CNPq for his Masters Scholarship.

⁶About Instrumental: <https://www.weareinstrumental.com/about>

References

- Abel, F. et al. (2010). Analyzing the blogosphere for predicting the success of music and movie products. In *ASONAM*, pages 276–280, Odense, Denmark.
- Askin, N. and Mauskopf, M. (2017). What makes popular culture popular? product features and optimal differentiation in music. *Amer. Sociolog. Rev.*, 82(5):910–944.
- Bryan, N. J. and Wang, G. (2011). Musical influence network analysis and rank of sample-based music. In *ISMIR*, pages 329–334, Miami, USA.
- Cosimato, A. et al. (2019). The conundrum of success in music: Playing it or talking about it? *IEEE Access*, 7:123289–123298.
- Dhanaraj, R. and Logan, B. (2005). Automatic prediction of hit songs. In *Procs Int'l Conf. on Music Information Retrieval*, pages 488–491, London, UK. ISMIR.
- Garimella, K. and West, R. (2019). Hot streaks on social media. In *International Conference on Web and Social Media*, pages 170–180. AAAI Press.
- Janosov, M. et al. (2020). Success and luck in creative careers. *EPJ Data Sci.*, 9(1):9.
- Keogh, E. J. and Pazzani, M. J. (2000). Scaling up dynamic time warping for datamining applications. In *Int'l Conf. Knowledge Discovery and Data Mining*, pages 285–289.
- Klösgen, W. and Zytkow, J. M. (2002). *Handbook of data mining and knowledge discovery*. Oxford University Press, Inc.
- Oliveira, G. P., Barbosa, G. R. G., Melo, B. C., Silva, M. O., Seufitelli, D. B., Lacerda, A., and Moro, M. M. (2021). MUHSIC: Music-oriented Hot Streak Information Collection. <https://doi.org/10.5281/zenodo.4779003>.
- Oliveira, G. P., Silva, M. O., Seufitelli, D. B., Lacerda, A., and Moro, M. M. (2020). MGD: Music Genre Dataset. <https://doi.org/10.5281/zenodo.4778563>.
- Ren, J. and Kauffman, R. J. (2017). Understanding music track popularity in a social network. In *Euro. Conf. Information Systems*, pages 374–388, Atlanta, USA. AIS.
- Shin, S. and Park, J. (2018). On-chart success dynamics of popular songs. *Advances in Complex Systems*, 21(3-4):1850008.
- Silva, M. O. et al. (2019). Collaboration Profiles and Their Impact on Musical Success. In *Procs. of ACM/SIGAPP SAC*, pages 2070–2077, Limassol, Cyprus.
- Silva, M. O. and Moro, M. M. (2019). Causality analysis between collaboration profiles and musical success. In *WebMedia*, pages 369–376. ACM.
- Sinatra, R., Wang, D., Deville, P., Song, C., and Barabási, A.-L. (2016). Quantifying the evolution of individual scientific impact. *Science*, 354(6312).
- Suh, M. M. et al. (2021). AI as social glue: Uncovering the roles of deep generative AI during social music composition. In *CHI*, pages 582:1–582:11. ACM.
- Zaki, M. J. and Meira Jr., W. (2014). *Data Mining and Analysis: Fundamental Concepts and Algorithms*. Cambridge University Press.